

**NASA Springer Nature Cover Up NASA's Frauds and Faking of Data.  
The Truth About the "Retracted" "Life on Venus" Article Which Was Never Retracted.  
Fraud and the journal Astrophysics and Space Science.**

**There is Life on Mars.**

Rhawn Gabriel Joseph

Astrobiology Research Center, California, USA, and Jungceylon, Thailand

**ABSTRACT**

NASA has a policy of denial, fraud and censorship allegedly based on the religious beliefs of NASA administrators and "scientists" who believe the search for extraterrestrial life is forbidden by the Bible, Torah, and religious law--As detailed here, in other reports, and in a lawsuit filed by this author. As documented in a 2020 preprint of the article "*Life on Mars...*" by Joseph et al, pre-published by the journal of Astrophysics and Space Science (JASS) NASA altered, faked, censored, and manufactured data to discredit the fact that vast fields of "yellow" "orange" "purple" puffball and lichen-mushroom-shaped specimens oriented skyward and attached to rocks by hollow stems were likely engaged in photosynthesis thus accounting for oxygen in the atmosphere of Mars. Instead, based on the fabrication and faking of data, NASA claimed these specimens were hematite when the data was a "poor fit" for hematite. NASA then conspired with Springer Nature (SN) to withdraw "for further review," the "*Life on Mars*" article and to defame and destroy the reputation of Dr. Joseph by violating the copyright of and printing defamatory lies on his 2019 article, "*Life on Venus*;" and fraudulently claiming JASS had retracted the article when that is a lie. The truth is as follows: JASS never "retracted" "*Life on Venus*." Joseph had accused SN and JASS of conspiring with NASA to cover up NASA's frauds and demanded they remove "*Life on Venus*" from their website and issue a refund for publication costs; and SN/JASS agreed to these accusations and demands and issued a refund only to stop payment thereby committing fraud. As documented, judges commonly accept bribes and fix cases. Months after a lawsuit was filed against SN they created pages of html code they claimed was a contract, but the actual contract was never filed with the Court. SN was forced to admit the contract was fake and admitted it was impossible for Joseph to sign or agree to that contract and then allegedly bribed Federal Judge Cronan to rule that this fake contract, that no one has ever seen, was valid and that's exactly what transpired. Cronan gave SN the rights to print defamatory lies on the "*Life on Venus*" article. According to law: Springer Nature Committed Fraud Against the Court. In the opinion of the author, NASA conspired with SN to cover up NASA's frauds and evidence of life on Mars, defamed and libeled Dr. Joseph, and committed one of the most horrific frauds and hoaxes in the history of science.

**Key Words:** Life on other planets, life on Mars, Life on Venus, NASA, Censorship, Retracted Article.

**NOTE:** The views and opinions expressed in this "Commentary and Opinion" are those of the author based on facts and the author's knowledge and beliefs; and these opinions and views are not endorsed by and do not necessarily reflect the views or opinions of the Journal of Cosmology (JOC) or its editors and staff. JOC has agreed to publish this article for the purposes of advancing science and informing the scientific community about facts and opinions that have been censored and suppressed but are of world-wide importance including: Is there life on Mars and Venus?

## **1. Life on Mars: NASA's Frauds & Faking of Data, "Life on Venus" Was Never Retracted.**

Dr. Rhawn Gabriel Joseph was a highly respected scientist in his fields of expertise with over 1.4 million readers at researchgate and whose research and books had been praised by scientific journals and the Association of College and Research Libraries. In 2019 Joseph published an article titled: "*Life on Venus*," that reviewed all the evidence for biological activity on the planet Venus. This review article had been invited by the Editors of the journal *Astrophysics and Space Sciences* (JASS) and was based entirely on a review of articles about Venus already published by other scientists. This article was extensively peer reviewed even by the Editors, and published in JASS. "*Life on Venus*" quickly became that journal's most read, most popular, number one article in the history of that journal, with over 15,000 readers in just a few weeks (whereas the average JASS article has fewer than 300 readers a year). And then NASA and Springer Nature (SN) conspired together to destroy Joseph's reputation and cover up fraud at NASA. As documented in filings with the Federal Court, SN/JASS never retracted the "Life on Venus" article which in fact had been withdrawn by Joseph months earlier to be published in another journal after Joseph accused SN and JASS of conspiring with NASA to cover up NASA's frauds and faking of data (Joseph v Springer Nature et al 1:20-cv-04672). NASA and SN then conspired to destroy Joseph's reputation. Here are the facts and the truth about the "Retracted" "Life on Venus" article as based on facts, knowledge, and exhibits filed in a federal lawsuit against NASA and Springer Nature (Joseph v NASA, Springer Nature et al 1:22-cv-466).

In the year 2020, the journal, *Astrophysics and Space Science*, peer reviewed and accepted for publication and created a preprint of the article titled: "*Life on Mars: Colonies of photosynthesizing mushrooms in Eagle Crater? The hematite hypothesis refuted*" written by Joseph and his team of scientists (i.e. R. Armstrong, G. Kidron, and R. Schild of the Center for Astrophysics, Harvard-Smithsonian). Specifically, NASA photographed thousands of "yellow" "orange" and "purple" colored mushroom-shaped Martian specimens with bulbous tops and long thick hollow stems attached to outcrops and oriented skyward in Eagle Crater, Meridiani Planum as well as thousands of multi-colored puffball shaped specimens on the ground (Soderblom et al. 2004; Joseph 2006, 2016, Joseph et al. 2019, 2020,a,b,c). Joseph et al (2020) hypothesized that these puffball- and mushroom- shaped specimens were most likely fungus and lichenized fungus, i.e. algae-fungus composite organisms; and that the "yellow" "orange" "purple" colors are pigments that would enable photosynthesis thus accounting for the oxygen that is continually replenished in the Martian atmosphere (Joseph 2006, 2016, Joseph et al. 2019, 2020, 2021, 2022). However Joseph and colleagues (2020) also documented that NASA, its "scientists" and

“contractors” had engaged in fraud and faked and altered data, and made false statements about photographic and other evidence and falsely claimed these multi-colored Martian mushrooms and puffball shapes specimens were hematite which is generally black or dark red in color and has absolutely no resemblance to a mushroom (Joseph et al. 2020).




Figure 1. Thousands of puffball- and mushroom-shaped specimens, colored “yellow” “orange” and “purple” and attached to rocks by thick hollow stalks were photographed in Eagle Crater by the rover Opportunity. NASA and its scientists and contractors, altered the original colors and employed false colors (most likely black and dark red) to falsely claim these specimens are hematite when all the evidence collected was a “poor fit for hematite. These specimens are most likely fungus and lichenized fungus, i.e. algae-fungus composite organisms; and the “yellow” “orange” “purple” colors are pigments that would enable photosynthesis thus accounting for the oxygen that is continually replenished in the Martian atmosphere.



Figure 2. Thousands of puffball- and mushroom-shaped specimens, colored “yellow” “orange” and “purple” and attached to rocks by thick hollow stalks were photographed in Eagle Crater by the rover Opportunity. NASA and its scientists and contractors, altered the original colors and employed false colors. There is now a vast body of evidence documenting current and past life on Mars, and that life evolved to the level of metazoan invertebrates (see Joseph articles in References section).




Figure 3. Thousands of puffball- and mushroom-shaped specimens, colored “yellow” “orange” and “purple” and attached to rocks by thick hollow stalks were photographed in Eagle Crater by the rover Opportunity. NASA and its scientists and contractors, altered the original colors and employed false colors and then falsely claimed to have discovered hematite based on the spectra from the false colors.



Figure 4. Thousands of puffball- and mushroom-shaped specimens, colored “yellow” “orange” and “purple” and attached to rocks by thick hollow stalks were photographed in Eagle Crater by the rover Opportunity. NASA and its scientists and contractors, altered the original colors and employed false colors and manipulated and altered spectra and other data to falsely claimed they discovered hematite.

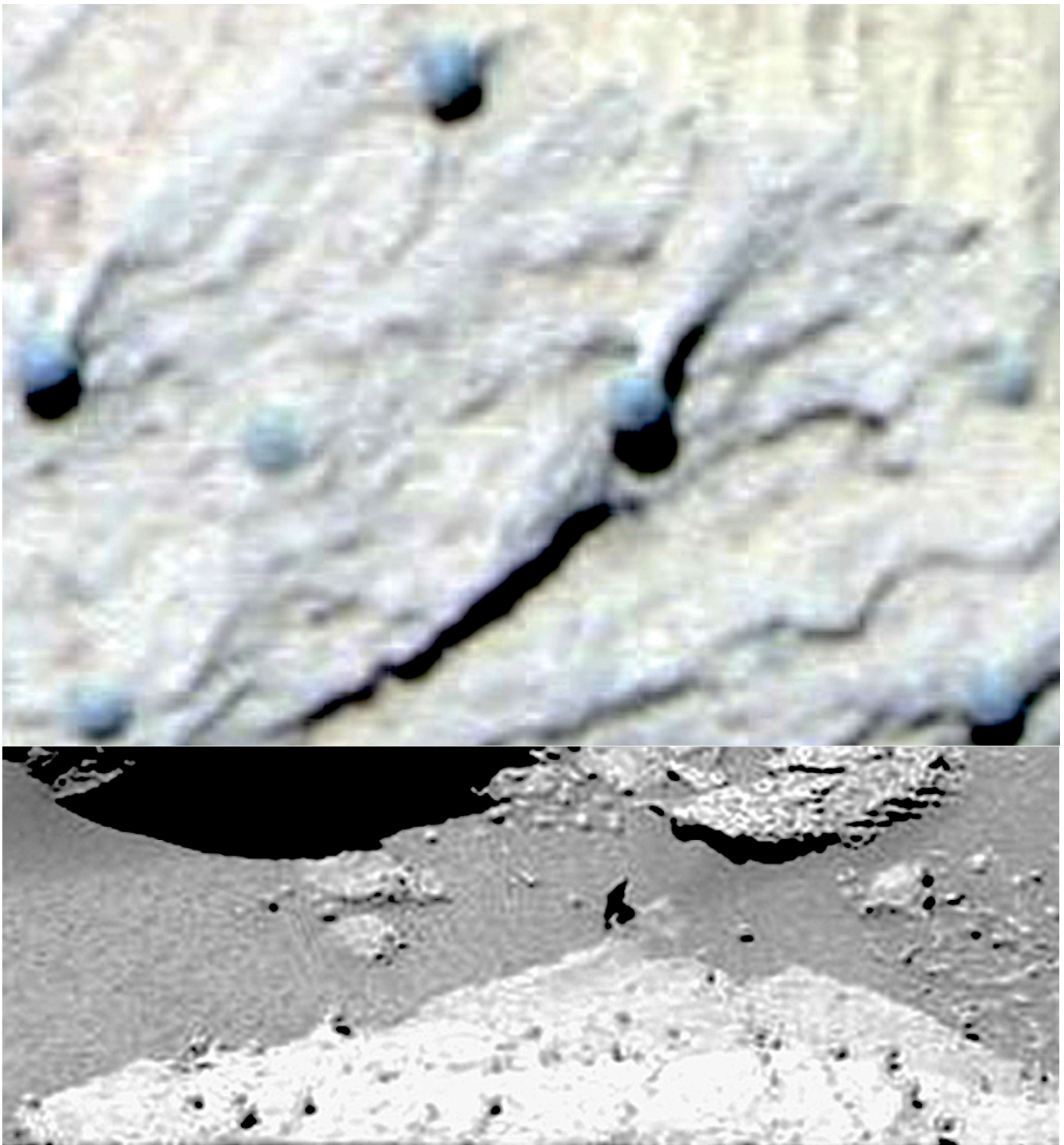


Figure 5. Thousands of puffball- and mushroom-shaped specimens, colored “yellow” “orange” and “purple” and attached to rocks by thick hollow stalks were photographed in Eagle Crater by the rover Opportunity. NASA and its scientists and contractors, altered the original colors and employed false colors. There is now a vast body of evidence documenting current and past life on Mars, and that life evolved to the level of metazoan invertebrates (see Joseph articles in References section).





Figure 6. Thousands of puffball- and mushroom-shaped specimens, colored “yellow” “orange” and “purple” and attached to rocks by thick hollow stalks were photographed in Eagle Crater by the rover Opportunity.






Figure 7. Thousands of puffball- and mushroom-shaped specimens, colored “yellow” “orange” and “purple” and attached to rocks by thick hollow stalks were photographed in Eagle Crater by the rover Opportunity.





Figure 8. Thousands of puffball- and mushroom-shaped specimens, colored “yellow” “orange” and “purple” and attached to rocks by thick hollow stalks were photographed in Eagle Crater by the rover Opportunity.



Figure 9. Thousands of puffball- and mushroom-shaped specimens, colored “yellow” “orange” and “purple” and attached to rocks by thick hollow stalks were photographed in Eagle Crater by the rover Opportunity. Thousands of puffball- and mushroom-shaped specimens, colored “yellow” “orange” and “purple” and attached to rocks by thick hollow stalks were photographed in Eagle Crater by the rover Opportunity. NASA and its scientists and contractors, altered the original colors and employed false colors (most likely black and dark red) to falsely claim these specimens are hematite when all the evidence collected was a “poor fit for hematite. These specimens are most likely fungus and lichenized fungus, i.e. algae-fungus composite organisms; and the “yellow” “orange” “purple” colors are pigments that would enable photosynthesis thus accounting for the oxygen that is continually replenished in the Martian atmosphere. There is now a vast body of evidence documenting current and past life on Mars, and that life evolved to the level of metazoan invertebrates (see Joseph articles in References section).

When a pre-print of the extensively peer reviewed article, “*Life on Mars*” was published and generated world-wide attention from reporters, NASA immediately contacted and conspired with the publisher Springer Nature (SN) to (A) cover up NASA’s frauds and faking of data, and to withdraw, for further review, “*Life on Mars*,” and (B) to libel, defame, discredit and destroy Dr. Joseph’s reputation. (C) As documented by emails and Court filings (Joseph v Springer Nature et al *1:20-cv-04672*; Joseph v NASA, Springer Nature et al *1:22-cv-466*), Dr Joseph had accused SN of conspiring with NASA to commit fraud and cover up NASA’s faking of data, and (D) demanded SN remove, from the SN/JASS website, the “*Life on Venus*” article which was JASS’s most read, most famous article, and to refund all the publication fees Joseph had paid. (E) SN agreed to Dr. Joseph’s demands--thus admitting that SN had conspired with NASA to commit fraud-- and issued a refund check (publication fees) for “*Life on Venus*.” (F) SN then engaged in a criminal act and cancelled the check and violated Dr. Joseph’s copyright, and reprinted “*Life on Venus*” along with false defamatory statements and again engaged in fraud by falsely claiming that SN had decided to retract “*Life On Venus*” when emails prove it was Joseph’s decision to withdraw and publish the article elsewhere and that SN agreed only to violate that agreement months later. (G) Thus SN repeatedly committed fraud, violated Dr. Joseph’s copyright, defrauded him of the refund by cancelling the check they issued, and then libeled and defamed him by printing false statements on his most famous article “*Life on Venus*” and by pretending that SN had decided to retract his article, when in fact they agreed Springer Nature had committed fraud and a coverup of NASA’s fraud, and it was Dr. Joseph’s decision --months before-- to withdraw the article and publish it with another journal (see Joseph v Springer Nature et al *1:20-cv-04672*; Joseph v NASA, Springer Nature et al *1:22-cv-466*).

As will be detailed, when Dr. Joseph filed a federal lawsuit against Springer Nature, and because SN had no defense, SN engaged in additional frauds and criminal activity by creating a fake contract they admitted was fake, and which was never filed with the Court but which they claimed gave them the right to print defamatory statements on Dr. Joseph’s article (see Joseph v Springer Nature et al *1:20-cv-04672*; Joseph v NASA, Springer Nature et al *1:22-cv-466*). It is also a fact that SN failed to produce any contract but only pages of html code, and they admitted the contract-html document was fake and it was impossible for Dr. Joseph to agree to this fake document. Moreover, the documents they filed did not have Dr. Joseph’s signature or any means to indicate agreement. Moreover, SN acknowledged but did not deny that they bribed judge Cronan who then ruled that the fake contract--that SN never produced or filed--was valid and legally binding and gave SN the right to defame Dr. Joseph (Joseph v NASA, Springer Nature et al *1:22-cv-466*). It is a well established fact that judges commonly accept bribes to fix

cases and even form multi-judge bribery rings (as documented in Appendix).

**Conclusions:** Based on the facts reviewed here and on file with the Courts, it is the opinion of this author that NASA and the publisher Springer Nature conspired to cover up NASA's frauds and to defame Dr. Joseph and fraudulently discredit the evidence for life on Venus and Mars, and have committed one of the most horrific frauds and crimes in the history of science.

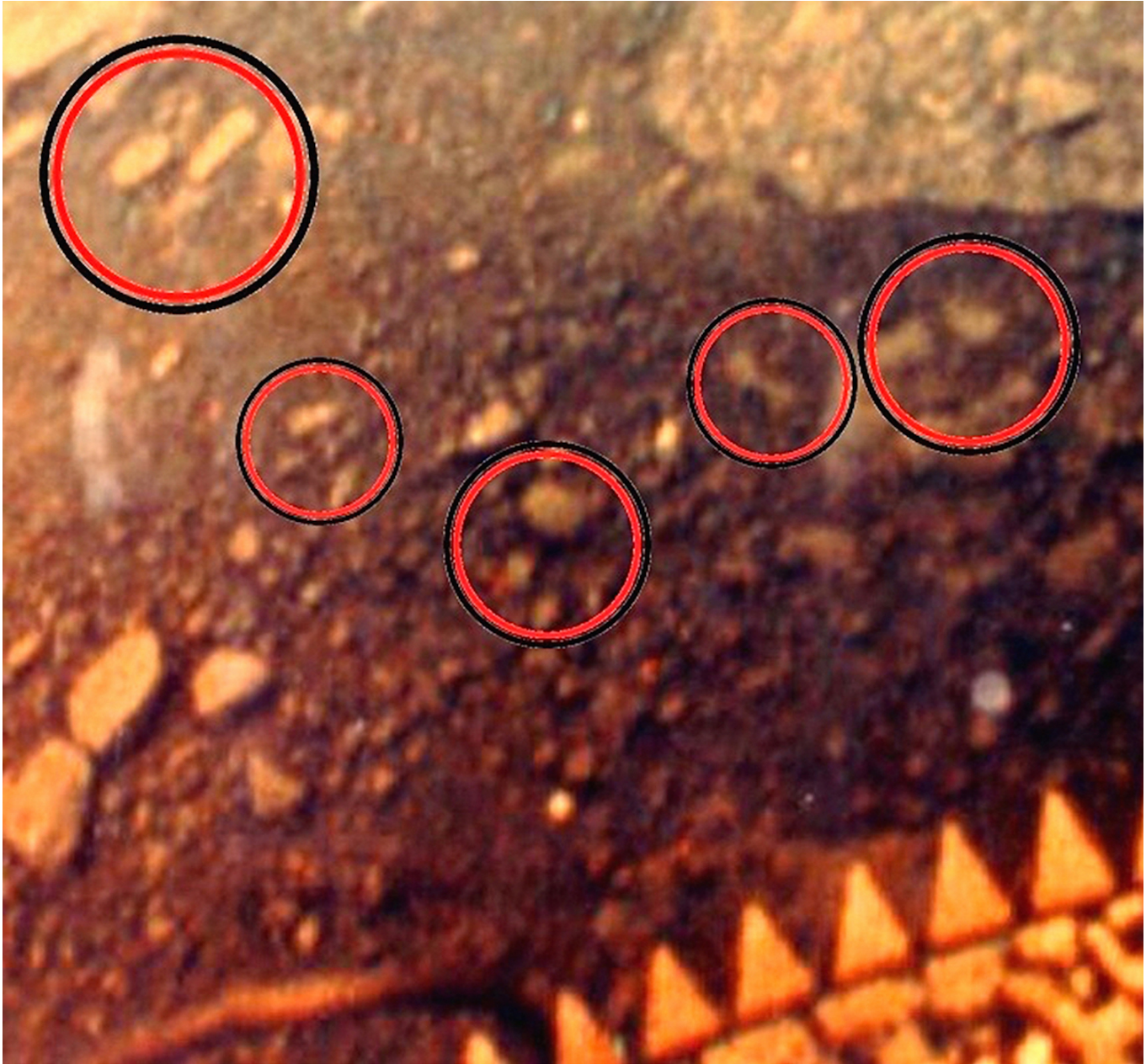


Figure 10. Life on Venus? Venera-13. Venus: Fungi-Mushroom-Lichen-shaped specimens. Evidence of life on Venus that NASA sought to suppress and discredit.



Figure 11. Life on Venus? Venera-13. Venus: Fungi-Mushroom-lichen-shaped specimens. Evidence of life on Venus that NASA sought to suppress and discredit.

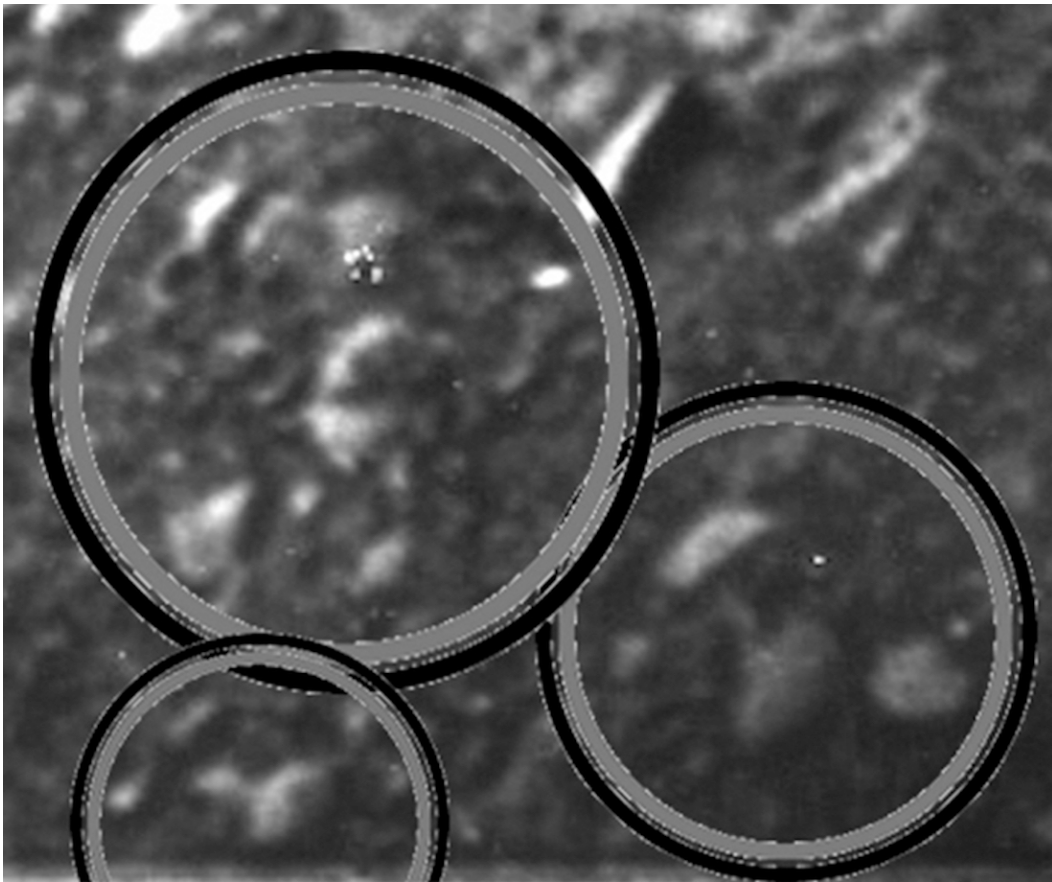


Figure 12. Life on Venus? Venera-13. Venus: Fungi-Mushroom-lichen-shaped specimens. Evidence of life on Venus that NASA sought to suppress and discredit.

**Martian Oxygen. NASA Objects to, Sabotages and Lies About Results from Viking Life on Mars Experiments.** As documented in the preprint of Dr. Joseph’s article, “*Life on Mars...*” (Joseph et al. 2020) the rover Opportunity photographed vast colonies of thousands of multi-colored “yellow” “orange” and “purple” puffball and mushroom shaped specimens with bulbous tops that were oriented skyward and attached by thick hollow stems to rocks, sandstone and outcrops. These latter specimens, referred to as “Martian mushrooms” (Joseph 2006) closely resembled terrestrial lichenized fungi; i.e. algae-fungi composite organisms which, on Earth engage in photosynthesis and produce oxygen as a waste product.

It has been known since the late 1940s and early 1950s that oxygen is continually released into the atmosphere of Mars (Kuiper 1947; Strughold 1952; Franz et al. 2017; Trainer et al. 2019). Specifically, in 1947 carbon dioxide was detected, followed by the observation of water vapors and 200 cm atm (20mA) of oxygen as based on the analyses of B-band spectra; and these findings were determined to be compatible with the spectra of lichens and other oxygen producing organisms (Kuiper, 1947; Strughold 1952). The presence of atmospheric oxygen is an obvious biosignature; 70% of which, on Earth, is

produced via photosynthesizing algae and cyanobacteria (Buick 2008; Sanchez-Baracaldo and Cardona, 2019) and the remainder a product of water- and soil- dwelling plants and organisms including lichens (Canfield 2014; ted Veldhuis et al. 2020).

In 1964, and as based on A-band spectra, 70 cm atm of O<sup>2</sup> was detected in the Martian atmosphere (Kaplan et al. 1964), whereas four years later, a value of 20 cm atm was obtained (Belton and Hunten 1968). Additional studies during the 1970s documented that oxygen levels varied over time (Strickland et al. 1973), and doubled over the course of a year; ranging from 0.5 to 1% of the total upper atmosphere (Barth 1974). However, also, in the 1970s, investigators discovered that there is much more oxygen than can be produced from the photolysis of a pure carbon dioxide atmosphere (Carleton & Traub, 1972) and that biological photosynthesis was a more likely cause, whereas: "Photodissociation of carbon dioxide, to produce carbon monoxide and atomic oxygen," was ruled out (Barth 1974). In addition to biology, it was proposed that these variations were related to seasonal fluctuations in water vapor and the splitting of water molecules via UV. Thus, some investigators began to embrace the possibility that Mars is a very wet, H<sub>2</sub>O enriched planet such that oxygen was being split off from molecules of water vapor via UV rays thereby resulting in hydrogen escape into space, with the heavier oxygen atoms being left behind. However, it was also determined that oxygen levels were lowest in the upper atmosphere and increased toward the surface (Barth 1974); findings that supported the possibility that oxygen and oxygen ions, like hydrogen, may be leaking into space (McElroy et al. 1977; Kallio et al. 1995) and that biological photosynthesis was likely. For example, as oxygen is reactive and can be destroyed, these findings, in the 1970s, led many scientists to suspect that oxygen was being replenished at ground level but that water could not be the primary source of oxygen. To continually produce oxygen, the amount of water that had to be lost and converted to oxygen over the course of the last 3 billion years would require the evaporation of a planet wide ocean, with a depth of 50 to 80 meters, covering the entire surface of Mars. Therefore, photolysis of water vapors could not account for the amount of oxygen present and its replenishment could not be explained by the evaporation of water and the splitting of H<sub>2</sub>O molecules, unless, perhaps there are vast planet-wide oceans frozen beneath the surface that periodically melts as proposed by Joseph et al (2022, 2023). Biological activity and photosynthesis was the logical explanation.

For example, oxygen in the atmosphere of Mars is a reactant and subject to the destructive effects of direct photolysis and may have a half-life of only five years (Krasnopolsky, 2010; Lefèvre & Krasnopolsky, 2017). It is well established free oxygen is too chemically reactive to remain a free



element in air without being continuously replenished by the photosynthetic action of living organisms (Canfield 2014; Lane 2002). Therefore, billions of years ago, in the absence of biological photosynthesis, and after only a few decades following the disappearance of the Martian oceans and lakes, almost all oxygen in the atmosphere of Mars would have been destroyed; and these findings indicates that oxygen levels are continually replenished; and a primary agent for replenishment would be biological; and this realization led to a Congressional mandate to equip the planned 1974 Viking landers with a biology package--a mandate vehemently opposed by NASA administrators and consultants including men of deep religious faith, e.g. *Harold Klien, Joshua Lederberg --both of whom attempted to prevent the inclusion of and sought to strip down experiments designed to detect life on Mars -- and Dr. Phil Abelson, NASA consultant and Orthodox Jew who angrily and vehemently argued that no biology package should be included because "the Bible says there is no life on other planets"* (Joseph 2017). These three deeply religious men--led by NASA's Klein--in fact repeatedly interfered and sought to prevent and rejected the inclusion of life detection experiments and sought to sabotage those that were included.

Nevertheless, despite these efforts at sabotage, two of the experiments from the biology package found evidence of biological activity and oxygen production at two separate landings sites (Levin and Straat, 1976, 1977, 1979; Oyama & Berdahl, 1977).--results that NASA administrator Klein then rejected as "false positives" (Klein, 1978). It is noteworthy that the Viking "Gas Exchange" experiment--like the labeled Release experiments-- not only provided evidence of active biology but oxygen production. Specifically, soil samples were also humidified at ~10 °C and a significant quantity of O<sub>2</sub> was released (Oyama & Berdahl, 1977). It is noteworthy that on Earth, the humidification of soil results in the proliferation of photosynthesizing algae/cyanobacteria and a significant increase in oxygen production due to biological activity. Nevertheless, these results were also rejected by NASA administrator Harold Klien (1978), who claimed instead that the findings were possibly due to the heating of minerals resulting in oxygen release. Subsequently, NASA's religious zealots have prevented the inclusion of any biology or life detection experiments on any of the robotic rovers sent to Mars.

Nevertheless, despite the lies and sabotage of NASA's religious cabal, the fact remains: Oxygen is continually produced and replenished in the Martian atmospheres and the robotic rover Opportunity photographed thousands of "yellow" "orange" "purple" puffball- and mushroom-shaped specimens whose pigments are most likely photosensitive. Like chloroplasts and chlorophyll these pigments likely absorb different wavelengths of light which are converted to chemical energy that liberates oxygen from carbon dioxide thus accounting for the oxygen in the Martian atmosphere (Joseph et al. 2020, 2021, 2022,

2023). In fact, similar to the seasonal fluctuations in the biological production of oxygen on Earth, the amount of oxygen in the Martian atmosphere also shows seasonal variations, increasing by 30% in the Spring and Summer (Trainer et al. 2019).

On Earth lichens and algae serve as primary oxygen producers. Therefore it is and was reasonable to deduce that the multi-colored Martian lichen-like organisms identified in Eagle (as well as Gale) Crater also produce and replenish Martian atmospheric and surface oxygen and are responsible for the seasonal variations in oxygen on Mars (Joseph et al. 2020); a discovery NASA sought to suppress.

### **NASA Falsifies Data, Alters and Fakes Evidence, Lies About Life on Mars. Oxygen**

NASA and its “scientists” and administrators have chosen to ignore the evidence that the Martian atmosphere is constantly being replenished with oxygen due to its having an obvious biological source. As documented in the “*Life on Mars*” article by Joseph et al. NASA, its “scientists” and “contractors” also ignored the fact that thousands of multi-colored mushroom-shaped specimens were attached to Martian rocks by long hollow stems. NASA et al. instead focused on distant outcrop panoramas and oblong shaped rocks laying on the ground, and then altered, fabricated and falsified data (Joseph et al. 2020) and then falsely claimed to have discovered hematite (Christensen et al. 2004; Klingelhöfer et al. 2004; Soderblom et al. 2004; Squyres et al. 2004). However, hematite does not have a mushroom shape, are not attached to rocks by thick hollow stems, has a variety of shapes and sizes and consists of iron-oxides and is not pigmented “yellow” “orange” and “purple” but is generally black or dark red in color.

The “hematite” claim was so preposterous that it was immediately rejected by the scientific community as “inappropriate” and contrary to all the evidence (Burt, et al. 2005; Knauth et al. 2005; DiGregorio 2004; Joseph 2006). NASA, its scientists and contractors, however, quashed all objections and prevented the publication of any criticism by claiming it was an established fact that hematite had been discovered (Christensen et al. 2004; Klingelhöfer et al. 2004; Soderblom et al. 2004; Squyres et al. 2004)-a fraudulent claim that was parroted by so called “science reporters” via Operation Mockingbird which various government agencies employ to control and influence public opinion (U.S. Congress, Senate, Select Committee to Study Governmental Operations with Respect to Intelligence Activities, Intelligence Activities and the Rights of Americans, 94 Cong., 2d sess., 1976, Hersh 1974; Muckrock, <https://www.muckrock.com/foi/united-states-of-america-10/project-mockingbird-49939/#file-856274>).

Specifically, based on a review of all of NASA’s hematite claims, Joseph et al (2020) proved that there was no selective, focused attempt to determine if the mushroom-shaped or any of the fungal-puffball shaped specimens on the ground were biological or consisted of hematite or other minerals.

Further, despite recognizing that the spheres upon the surface were a different color than hematite (Soderblom et al. 2004) and much smaller than terrestrial hematite as they ranged in size from 0.6 to 6 mm in diameter (Herkenhoff et al., 2004) it was falsely claimed they must be hematite based on spectra embedded in panoramic images that included sand, soil, dust, and out-crops: data obtained by the Opportunity's Mössbauer Spectrometer, Alpha Particle x-ray Spectrometer and Miniature Thermal Emission Spectrometer (Bell et al. 2004; Christensen et al. 2004; Klingelhöfer et al. 2004; Rieder et al. 2004; Squires et al. 2004). However, none of these instruments were even mineral specific and Grotzinger et al. (2005) reported that the spectra obtained did not resemble hematite and could not be distinguished from the spectra of dust.

It is a fact that Christensen et al. (2004) claimed to have discovered hematite based on “infrared spectra” which was “*combined with panoramic images and as based on thermophysical properties, atmospheric temperature profiles and atmospheric dust and ice opacities...*” However, no ice was observed and the atmospheric temperature was unknown because the temperature sensors had failed! Christensen et al. (2004) also acknowledged their data was affected by “reduced spectral contrast” and was “*contaminated*” by sand, dust, and other materials, and which led them to “overestimate the hematite.” As admitted by Glotch and Bandfield (2006), the data was a “*poor fit*” and did not match any samples of hematite. According to NASA team member Grotzinger et al. (2005): the spectra from rocks lying on the surface were “*indistinguishable from that of the average spectral character of dust.*”

Moreover, their instruments had malfunctioned--or so they claimed. In consequence, because the data collected was apparently compatible with life and contrary to their hematite claims, NASA's scientists and contractors also claimed they made “ad hoc” calibration adjustments via signals sent from Earth so as to alter the means and method of collecting evidence (Glotch and Bandfield, 2006), and, in so doing excluded all evidence supportive of life. And yet, despite altering their means of data collection, the data remained a “poor fit” for hematite (Glotch and Banfield, 2006) and “*indistinguishable*” from “*dust*” (Grotzinger et al. 2005)

Although high temperatures would be indicative of biological activity, they also decided to obscure and hide all high temperature readings and instead claimed to have proved they discovered hematite based on low temperatures they obtained from oblong rocks, distant outcrops and the overall atmosphere and then arrived at a mean temperature after averaging the low with the high temperatures; and then claimed this “averaged” temperature was indicative of hematite (Klingelhöfer et al. 2004), when in fact, despite all this data manipulation, there was no evidence for hematite (Glotch and Banfield, 2006;

Grotzinger et al. 2005). In fact, as also claimed by Glotch and Banfield (2006) the temperature sensors had failed! Thus they claimed to have discovered hematite based on the averaging of temperature readings, when it was also claimed that it was impossible for them to measure temperatures!

In addition, although the spheres and mushrooms were a variety of colors NASA's team claimed they did not analyze the spectra from the true colors but instead obtained fake spectra from "false colors" that they generated (presumably dark red or black). Then based on the spectral signatures of these false colors they claimed to have discovered hematite (Soderblom et al. 2004). However, the fact is, even the spectra from the false colors did not match the spectra of hematite, so they selectively eliminated spectra indicative of biology until they had a spectra they falsely claimed was similar to the spectral signature of hematite photographed in a laboratory (Christensen et al. 2004). These specimens were not photographed in a laboratory on Earth with its laboratory lighting, but on the surface of Mars! Nevertheless, despite all this fakery, fraud and data manipulation the final results remained a "poor fit" for hematite (Glotch and Banfield, 2006) but a good fit for dust (Grotzinger et al. 2005).

They even faked their photographed evidence. Instead of taking and analyzing photos of the mushrooms or puffball shaped spheres, they took photos of flat oblong rocks laying on the ground (see Figure 6 in Belle et al. 2004) which they claimed proved their hematite claims. However, these oblong rocks bore zero similarity to the fungal puffball-shaped spheres on the ground or the Martian mushrooms.

Thus we are presented with multiple scenarios: (1) their instruments detected evidence of life so they claimed their instruments had failed, and/or (2) they faked data and/or changed the calibration so as to obtain findings not compatible with life; or (3) their instruments did fail and the data obtained was meaningless and they lied about the results, or (5) that data was fraudulently obtained following recalibration. (5) or all the data reported was fabricated or manipulated or selectively eliminated to hide evidence of life and to falsely claim they discovered hematite.

The above is just a partial summary of the widespread fakery and frauds perpetrated by NASA and its "scientists" and contractors so as to lie about life on Mars and to justify their fraudulent claims about "hematite." The fact is, as pertaining to any evidence of "extraterrestrial life," fakery, fraud, censorship, and data manipulation are standard procedure and "business as usual" at NASA ( *Ny Times, Expert Says Nasa Tried To Silence Him (Jan 29, 2006) Andrew C. Revkin; Nasa Accused Of 'Censoring Its Employees. The Hill, Feb, 8, 2016; Nasa Censored Astronauts, Smithsonian Magazine, Nov 26, 2014)* ); *Nasa's Federal Research Censorship, J., Raloffm 6/4/2008; Nasa Official Cries Censorship, Theweek.Com, January 8, 2015; Extraterrestrial Life And Censorship, N. Chandra Wickremasinghe*

(2011) *Journal Of Cosmology Proceedings Of "New Directions In Modern Cosmology" Workshop, Lorentz Center, Leiden Ne, Sept. 27 To Oct. 1, 2010*); *What Is NASA Hiding? The UFO Files* , Randall, (2024); *Secret Space: What Is Nasa Hiding? Jeff Challender, 2007*; *Nation Coalition Against Censorship Nasa Suppresses Global Warming Research* (<https://Ncac.Org/Incident/Nasa-Suppresses-Global-Warming-Research>; Joseph 2017 2024).

That NASA scientists and contractors faked evidence should be no surprise. Fakery is common practice among so called “scientists” due largely to the need to obtain research grants, promotion, tenure, and the threat of “publish or perish.” It is a well established fact that most published research has been faked and most published “scientific research” can’t be or has never been replicated (Ioannidis, 2005; Belluz 2015; Wasserstein & Lazar 2016; Lehrer 2010; Baker 2016; Pashler & Harris 2012). Likewise, of all the “research” published by NASA’s rover teams, not a single claim has been replicated by anyone independent of NASA and this means most of the “research” published by NASA is likely fake; and that fraud, censorship and fakery are a common practice at NASA (*Nation Coalition Against Censorship Nasa Suppresses Global Warming Research* (<https://Ncac.Org/Incident/Nasa-Suppresses-Global-Warming-Research>); *Ny Times, Expert Says Nasa Tried To Silence Him (Jan 29, 2006) Andrew C. Revkin*; *Nasa Accused Of ‘Censoring Its Employees. The Hill, Feb, 8, 2016*; *Nasa Censored Astronauts, Smithsonian Magazine, Nov 26, 2014*); *Nasa’s Federal Research Censorship, J., Raloffm 6/4/2008*; *Nasa Official Cries Censorship, Theweek.Com, January 8, 2015*; *Extraterrestrial Life And Censorship, N. Chandra Wickremasinghe (2011) Journal Of Cosmology Proceedings Of "New Directions In Modern Cosmology" Workshop, Lorentz Center, Leiden Ne, Sept. 27 To Oct. 1, 2010*); *What Is NASA Hiding? The UFO Files* , Randall, (2024); *Secret Space: What Is Nasa Hiding? Jeff Challender, 2007*; Joseph 2017, 2024).

In fact, NASA has an extensive history of lying, falsifying and altering data so as to disprove and discredit all evidence for extraterrestrial life (*Extraterrestrial Life And Censorship, N. Chandra Wickremasinghe (2011) Journal Of Cosmology Proceedings Of "New Directions In Modern Cosmology" Workshop, Lorentz Center, Leiden Ne, Sept. 27 To Oct. 1, 2010*; Joseph, *NASA’s Religious Wars Against Science*; see Joseph articles in REFERENCES).

For example, one of the most blatant examples of NASA censorship and frauds are the four layers of alternating visual “noise” NASA added to all nighttime space-shuttle film footage to hide and obscure obvious evidence of “anomalous” life-like “phenomenon” in the thermosphere (Joseph 2012, 2024; Joseph et al. 2024ab). It is also a fact that NASA would turn off or suddenly change focus or direction of

space shuttle cameras when UFO, UAP and life-like phenomenon (AKA plasmas, plasmoids) came into view (Joseph 2024). In fact, NASA employed two human censors who monitored all spaces-shuttle nighttime transmissions and NASA instituted a 20 second broadcast delay so as to cut off all transmissions to prevent the public and scientific community from seeing what NASA did not want them to see (*Secret Space: What Is Nasa Hiding? Jeff Challender, 2007*).

That NASA censors and alters and fakes data for religious and political reasons is well documented (*Nation Coalition Against Censorship Nasa Suppresses Global Warming Research (Https://Ncac.Org/Incident/Nasa-Suppresses-Global-Warming-Research\_*; *Ny Times, Expert Says Nasa Tried To Silence Him (Jan 29, 2006) Andrew C. Revkin; Nasa Accused Of ‘Censoring Its Employees. The Hill, Feb, 8, 2016; Nasa Censored Astronauts, Smithsonian Magazine, Nov 26, 2014)*; *Nasa’s Federal Research Censorship, J., Raloffm 6/4/2008; Nasa Official Cries Censorship, Theweek.Com, January 8, 2015; Extraterrestrial Life And Censorship, N. Chandra Wickremasinghe (2011) Journal Of Cosmology Proceedings Of "New Directions In Modern Cosmology" Workshop, Lorentz Center, Leiden Ne, Sept. 27 To Oct. 1, 2010); What Is NASA Hiding? The UFO Files , Randall, (2024); Secret Space: What Is Nasa Hiding? Jeff Challender, 2007; Joseph 2012, 2024; Joseph et al. 2024*).

NASA’s lies, fakery and frauds are legion and include over 60 years of censorship as well as defamation and slander to discredit any and all discoveries of extraterrestrial life..

### **NASA’s Censorship and Fakery Is Imposed by the Military and Religious Fanatics**

Why would NASA fake and lie about extraterrestrial life and the greatest discoveries in the history of science? What is basis for NASA’s frauds, fakery, censorship and corporate culture of denial?

There are multiple reasons for this despicable conduct, the most important of which center on military secrecy and orthodox religious belief. For example, although NASA is a civilian agency it is also a quasi-military organization (see *Section 203 (b) (12) National Aeronautics Space Act. 1958*), and whose administrators include and have included numerous high ranking military officers and generals who are governed by military law and military orders. Consider *Joint Army-Navy-Air Force Regulation number 146* which makes it illegal to admit, reveal or acknowledge the existence of extraterrestrial life. Then there was *Title 14, Section 1211 of the Code of Federal Regulations* which mandated secrecy and the denial of all evidence of extraterrestrial life and which authorized NASA to violate the Constitutional and the First and Fifth Amendments rights of anyone claiming to have discovered or who has come into contact with extraterrestrial life.

The orthodox religious beliefs of previous and current NASA administrators and “scientists” has

also been a major factor in this culture of denial since the establishment of NASA (Joseph 2017). These religious men and women --predominantly of the Hebrew faith-- were initially recruited to supervise the thousands of Nazi scientists transported to the USA during “*Operation Paperclip*” following the defeat of Nazi Germany. Many of these “*Operation Paperclip*” Nazis ran death camps or were responsible for or linked to the death of hundreds of thousands of Jews; which, is also why Jews were hired to supervise and to be in charge of these Nazis now working at NASA and military facilities. In fact hundreds of NASA administrators and employees were recruited because of their orthodox Jewish religious beliefs including entire Jewish religious congregations from their Temples of worship and who were given positions of power and authority at NASA (Silverstein 2008; Greene 2013). These orthodox religious zealots took control over hiring, firing, and withholding of funds from those who published research or supported theories contrary to the teaching of the first book of Moses: Genesis (Greene, 2000, 2013; Jastrow 1978). And these religious fanatics established and maintained policies designed to make “science” conform with their religious beliefs and chapter 1 of the Torah, Genesis (Greene, 2000, 2013; Jastrow 1978). To quote the dogmatic proclamations of religious zealot and NASA administrator Robert Jastrow (1978): “...*the astronomical evidence supports the Biblical view...the essential elements in the astronomical and Biblical accounts of Genesis are the same.*”

And these religious beliefs required vehement opposition to the search for or any evidence of extraterrestrial life, and sought to prevent, exclude or strip down experiments designed to discover life (e.g. *Harold Klien, Joshua Lederberg*) because, according to Dr. Phil Abelson, NASA consultant and Orthodox Jew whom NASA had lobbied to become editor-in-chief of the journal *Science*: “The Bible says there is no life on other planets” (DiGregorio 1997). In fact, it has been documented that NASA administrators and consultants believe even the search for extraterrestrial life is opposed by the Bible, the Torah, and is a violation of “religious law” and that science should conform with and confirm “Genesis” chapter 1 of the Torah/Bible as admitted by top NASA administrators (Greene, 2000, 2013; Jastrow 1978). Consider, for example, the testimony of Dr. Greene (2000, 2013), an orthodox Jew recruited from Israel to take charge of NASA’s agrobiological program and Planetary Quarantine Division, and who supervised over 100 biologists most of whom were orthodox Jews. Dr. Greene has admitted that these “biologists” and other administrators believed that searching for extraterrestrial life, and life on Mars, was “contrary to Torah” and “forbidden” and no one should “be doing this kind of work...because it goes contrary to Torah...It’s forbidden by Jewish law” and a “violation of religious laws.”

Religious belief and claims that searching for or reporting any evidence of extraterrestrial life is a

violation of “Jewish” and “religious laws” explains why the positive findings from the Viking Biological package were rejected by Harold Klien, Joshua Lederberg et al, and why, despite spending nearly 100 billion dollars on robotic missions to Mars, NASA refuses to equip any of the rovers with life detection technology. If there is life on Mars or other planets, is a question NASA does not want asked or answered and this is because NASA’s policies are dictated by military demands for secrecy and by hyper religious fanatics. For over 60 years NASA has had a policy of lying, faking and censoring data and defaming and destroying the reputations of anyone who dares to publish evidence of extraterrestrial life (Joseph 2017).

No one is safe from NASA’s religious zealots, not even famous Jewish scientist such as Gilbert Levin, G. Claus, B. Nagy and Nobel Prize recipient Harold Urey, each of whom committed the “sin” of finding microfossils of fungus and algae in meteors, or biological activity on Mars. Fact is: the publisher Nature not only conspired with NASA to destroy Dr. Joseph’s reputation but also conspired with NASA to discredit and destroy the reputations of Urey and his colleagues; and thus, this predatory publisher has a history of aiding and abetting NASA in the commission of fraud and what is a war against science and all evidence of extraterrestrial life.

For example, it is an established fact that in the 1960s NASA (and the publisher Nature) launched a criminal campaign of threat, intimidation, and defamation against Nobel Laureate Urey and his two colleagues--Claus and Nagy-- for discovering and then publishing (1961-1963) evidence of fossilized algae in meteors older than this solar system (Claus & Nagy 1961; Nagy et al. 1963). The discovery led to worldwide publicity followed by a NASA-orchestrated and directed campaign of threats, harassment, intimidation, slander and defamation by NASA scientists and administrators who repeatedly demanded that these three scientists recant and disavow their discoveries (*Extraterrestrial Life And Censorship*, N. Chandra Wickremasinghe (2011) *Journal Of Cosmology Proceedings Of "New Directions In Modern Cosmology" Workshop, Lorentz Center, Leiden Ne, Sept. 27 To Oct. 1, 2010*; Joseph, *NASA’s Religious Wars Against Science*). When Urey refused to recant, NASA conspired with the publisher, Nature, and dispersed funds to defame and discredit these scientists (NASA Grant NsG-366; Anders & Fitch 1962; Fitch & Anders 1963). Nobel Prize Winner Urey was denounced as a "fraud" who "deliberately contaminated" the meteors and perpetrated a “hoax” (NASA Grant NsG-366; Fitch & Anders 1963; Joseph 2017). It didn’t matter that Urey was a world-famous Nobel Laureate. No one is safe from NASA’s religious zealots.

Scientific journals who have published evidence of extraterrestrial life have also been libeled and defamed by NASA and its “scientists.” Case in point: The *Journal of Cosmology* (JOC) had been



founded in 2009 and in less than 2 years began generating tremendous media attention and published the works of over 1,000 scientists from almost every major university in the world--including the works of 40 scientists from NASA--with editions edited by Nobel Laureate Sir Roger Penrose of Oxford University, and two editions edited by NASA Senior Scientists including Dr. Joel Levine, Science Directorate, who held a press conference at NASA headquarters in February of 2011, praising JOC's exemplary editorial policies of rigorous peer review (Joseph 2017). However, two months later, in May of 2011, when NASA scientist, Richard Hoover, published in JOC evidence of extraterrestrial microfossils (Hoover 2011) --and which generated world-wide attention-- NASA's religious cabal-- led NASA's Chief Scientist Paul Hertz--yet another Jewish religious fanatic-- demanded that JOC and Hoover retract the article or suffer severe consequences (Joseph 2017). JOC and Hoover refused. Hertz and NASA employees controlling other journals, then began a defamatory campaign to discredit JOC which Hertz and others at NASA slandered and libeled; referring to JOC as a "joke" "not a real journal" and falsely claiming JOC "does not peer review" (Science Magazine 2011). Hertz, using the authority of NASA, maliciously destroyed JOC's reputation because it published evidence that conflicted with the beliefs of NASA's religious leadership.

In addition to intimidation, lies, slander, libel, and defamation, NASA and its agents have resorted to death threats; including, as was well publicized: urging other scientists to kill and form a lynch mob for the purposes of "hanging Hoover" for publishing evidence of microfossils in several meteors (Science Magazine 2011). And this threat to kill Hoover was allegedly voiced by NASA chief scientist Hertz and was published in the journal Science (2011)--and whose chief editor is on record opposing any evidence for life on other planets because of the "Bible."

This religion-based policy of lies, threats, libels, censorship, and the faking of evidence and the denial of any and all evidence for extraterrestrial life explains why NASA refuses to equip any of the Mars rovers with life-detection technology, refuses to search for life, refuses to examine any specimens for life, and resorts to defamation and slander and out-and-out fraud to discredit all discoveries of extraterrestrial life. Hence, Rhawn Gabriel Joseph and colleagues were targeted when they exposed NASA's frauds and documented what appears to be vast fields of fungal puffballs and lichenized fungi (Martian Mushrooms) growing on the ground and upon rocks in Eagle Crater, Mars; and that the latter are likely major contributors to oxygen production and the continual replenishment of oxygen in the Martian atmosphere.




Figure 13. NASA lies about extraterrestrial life. Photorealistic image created by “artificial intelligence” based on statements made in this document.



Figure 14. NASA lies about extraterrestrial life because of the religious beliefs of many of its administrators and scientists. Photorealistic image created by “artificial intelligence” based on statements made in this document.

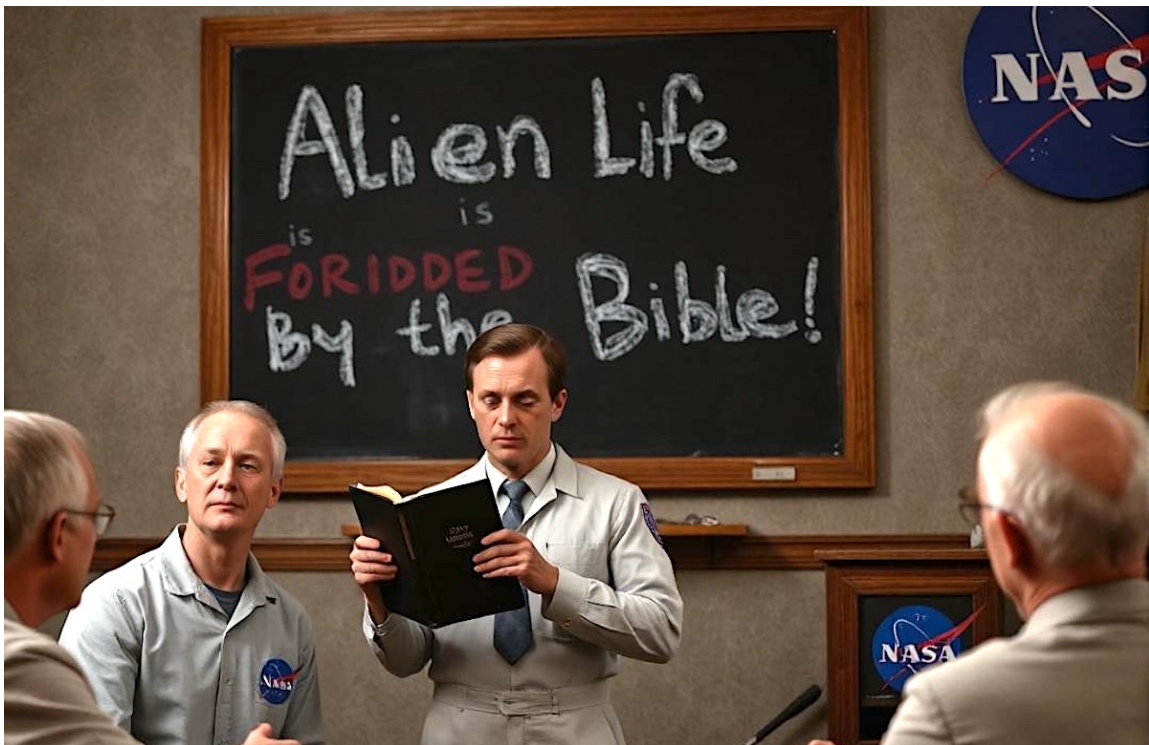


Figure 15. NASA lies about extraterrestrial life and life on Mars because of the religious beliefs of many of its administrators and scientists. Photorealistic image created by “artificial intelligence” based on statements made in this document.



Figure 16. NASA lies about extraterrestrial life because of the religious beliefs of many of its administrators and scientists. Photorealistic image created by “artificial intelligence” based on statements made in this document.



Figure 17. NASA lies about extraterrestrial life because of the religious beliefs of many of its administrators and scientists. Photorealistic image created by “artificial intelligence” based on statements made in this document.



Figure 18. NASA lies about extraterrestrial life because of the religious beliefs of its administrators and scientists. Photorealistic image created by “artificial intelligence” based on statements made in this document.

**Truth: The “Retracted Venus Article.” NASA, Springer Nature Commit Fraud, Defame Joseph**

The facts are well established by emails to and from Rhawn Joseph to the Editors at the journal of Astrophysics and Space Sciences on file with the Courts (see Joseph v Springer Nature et al 1:20-cv-04672; Joseph v NASA, Springer Nature et al 1:22-cv-466): Following the peer review and acceptance and publication of a pre-print of Rhawn Joseph’s article “Life on Mars” documenting that (1) NASA and its scientists and contractors had faked and altered evidence and (2) that living organisms may have been discovered on Mars and most likely engaged in photosynthesis and oxygen production, (3) NASA contacted and conspired with Springer Nature and orchestrated a coverup by having the Life on Mars article withdrawn for “additional review,” and (4) and then conspired to defame, libel, discredit and destroy Rhawn Joseph’s reputation by violating his copyright and printing defamatory lies on his most famous article at that time, i.e. Life on Venus.

Months after Dr. Joseph filed a Federal lawsuit (Joseph v Springer Nature et al 1:20-cv-04672), and because they had no defense, SN created a fake “contract” SN admits is fake and upon which they forged Joseph’s name and fraudulently claimed the fake contract gave them the right to violate his copyright and defame and destroy Joseph’s reputation. However, they never filed a contract with the Federal Court, and instead provided the Court with lines of html code (see S-N’s Exhibit 15, page 7) and falsely claimed it had been posted on an SN website--but could not identify where and on what page of that website it has appeared. In fact, a google search failed to detect any such contract on any Springer Nature website, thus proving it did not exist and had never existed on any website.

Further, they falsely claimed that Dr. Joseph had agreed to the terms of this html document by “signing” “clicking” and “checking” the “check box” and signing his name. However, (Exhibits 5, 6, 7) the document SN filed with the court did not have Dr. Joseph’s signature or electronic signature, and it lacked any html code that would allow anyone to “click” or “check” or “agree.” There was no “click” or “check” or “agree” button. Although three times requiring Dr. Joseph’s signature, there is no place to sign and his signature does not appear on the document (SN’s Doc. No. 57-2) .

In fact, SN admitted in court filings that it was impossible for Dr. Joseph to agree to that contract as it not only lacked any place to sign but did not have a check box or any means to indicate agreement. As filed and stated in writing by SN’s attorney: *“the click-through agreement attached to Defendants’ motion to dismiss (Doc. No. 57-2), does not include the full HTML code and thus does not appear as it would on the live webpage with the accompanying Springer logos, headers, and most importantly here, the “accept” button or “check box.”* However, SN failed to identify any webpage hosting their fake



contract; and when their html document was uploaded to a website and on a “live webpage” by Dr. Joseph there was still no check box, agreement box, places to sign, etc. The “contract” was so obviously a “slap dash” amateurish fake that only an imbecile or a bribe-taking judge would rule it to be valid. And that’s exactly what happened. Judge Cronan assigned himself to the case and dismissed Dr. Joseph’s complaint without leave (*Joseph v Springer Nature (J v SN) Dkt74*)

Dr. Joseph alleged and SN acknowledged but did not deny (*Joseph v NASA, Springer Nature (1:20-cv-04672)*) that SN or their attorneys contacted, secretly met with and bribed Federal Judge Cronan to rule the contract was valid despite the fact it three times required a signature, there was no place sign, and Dr. Joseph had never signed the contract. But the truth was irrelevant to Judge Cronan who, after meeting with and alleging receiving substantial bribes from Springer Nature, assigned himself to the case and ruled it a valid contract that gave SN (and thus NASA) the rights to Dr. Joseph’s article *Life on Venus* and the right to insert defamatory statements and destroy Dr. Joseph’s reputation.

As will be documented (see Appendix A), multi-judge bribery rings are common. Thus, when Dr. Joseph filed an Appeal and then a “Fraud Against the Court” lawsuit, SN allegedly paid bribes to Judges **Cabranes, Lohier, Jr., Lee**, and then **Vyskocil** to dismiss the appeals and subsequent lawsuit and rule the obviously and absurdly fake “contract” (no copy of which was ever presented to the court) was valid and binding; and this criminal conspiracy was openly joined by NASA and the U.S. Justice Dept. which overtly aided and abetted Springer Nature in the commission of these frauds (*Joseph v NASA, Springer Nature (1:22-cv-466)*).

### **Conclusions: NASA, Springer Nature Committed Fraud & Defamed Dr. Joseph**

This author believes that the facts support the following conclusions: the publisher Springer Nature (SN) and the journal *Astrophysics and Space Sciences (JASS)*, conspired with NASA to cover up NASA’s frauds and data fakery, engaged in a pattern of fraud and criminality, and created a fake contract consisting only of html code and which SN’s attorneys admitted Dr. Joseph could never have agreed to as it lacked his signature or any means to sign or indicate agreement, and defrauded Dr. Joseph of the publication fees by canceling the refund check they issued, violated Joseph’s copyright and printed defamatory lies on his “*Life on Venus*” article to give the false impression that JASS “retracted” the article, when in fact, the journal of *Astrophysics and Space Science* never retracted the article as it was withdrawn, months before, by Dr. Joseph after he accused JASS and Springer Nature of fraud and of covering up NASA’s frauds.

These are facts: There is life on Mars. NASA censors and fakes data. JASS never retracted the

article “Life on Venus.” Joseph withdrew the article months before after accusing JASS and Springer Nature of covering up NASA’s frauds.

It is the opinion and conclusion of this author that NASA and Springer Nature conspired together to commit fraud against Dr. Joseph, the scientific community and the Courts, and committed and continues to commit one of the most horrific frauds and hoaxes in the history of science.

### **APPENDIX: JUDGES FIX CASES, FORM MULTI-JUDGE BRIBERY RINGS**

As defined by RICO, the American judiciary, from Magistrates to Supreme Court Justices, function as a racketeering cesspool of crime and corruption as documented in cases filed by Plaintiff, and numerous investigators and investigations as documented in this random sample from tens of thousands of complaints and charges filed in every state of this nation in the last 20 years alone; (*Corruption in Our Courts: What It Looks like and Where It is Corruption in Our Courts: What It Looks like and Where It is Hidden, Yale Law Journal, 2009; G. P. Miller, Bad Judges” NYU Center for Law and Business Working Paper CLB-03-002. 2004 Texas Law Review 83(2):431-487; M. Boot, Out of Order: Arrogance, Corruption and Incompetence on the Bench (1999), Basic Books; Cynthia Gray, A Study of State Judicial Discipline Sanctions, State Judicial Institute and American Judicature Society (2002); D. Shaw, Lawyer, Liar: Judges Are The Worst, 2017); D. Brock, Stench: The Making of the Thomas Court and the Unmaking of America; Knopf. 2024)*

**A. Judges Are Pathological Liars:** “Courts and judges always lie. Lying is the nature of the judicial activity” (*Shapiro, M. Judges as Liars, Harv. J. L. & Pub. Pol’y 155 1994*) and they lie when they write their decisions by altering or conjuring up non-existent facts, falsifying evidence, and making flagrantly false statements, and perjuring themselves as documented by numerous investigators and investigations (*In the Matter of the Proceeding Pursuant to Section 44, subdivision 4, of the Judiciary Law in Relation to Reynold N. Mason, a Justice of the Supreme Court, 2nd Judicial District, Kings County , New York State Commission on Judicial Conduct, June 21, 2002, available at <http://www.scjc.state.ny.us/Determinations/M/mason.htm> (judge failed to cooperate with investigation and gave testimony that was evasive and incredible); David Weber, Lopez Inks Pact to Officially End Probe, Boston Herald, June 7, 2003, available at 2003 WL 3027425 (judge lied during the hearing and the investigation into her alleged misconduct); Inquiry Concerning Former Judge Vincent J. McGraw, California Commission on Judicial See In the Matter of Michael R. Connor, 589 A.2d 1347 (N.J. 1991); .*

*Performance, April 3, 2003, available at <http://cjp.ca.gov/CNCensureRTF/McGraw%204-3-03.rtf> (judge lied when asked whether he viewed pornography on his courthouse computer); New Hampshire Panel Admonishes Chief Justice Brock, Los Angeles Times, April 22, 2001, available at 2001 WL 2480657 (justice of state supreme court lied to investigators during impeachment inquiry); In re Keith C. Campbell, No. 87 CC-3, Illinois Judicial Inquiry Board (judge suspended for offenses including lying to investigators); In the Matter of the Honorable Gary J. Davis, Case No. 9502-107, Nevada Commission on Judicial Discipline, December 1995, (at formal hearing on disciplinary charges, judge lies and refused to answer non-incriminating questions posed by special counsel and behaved in contumacious and contemptuous manner). Doan v. Commission on Judicial Performance, 902 P.2d 272 (California 1995) (judge asked material witnesses not to cooperate with agents and not to discuss a bribe given to the judge); In the Matter of Judicial Disciplinary Proceedings Against Dreyfus, 182 Wis.2d 121, 513 N.W.2d 604 (1994) (judge submitted false certificates of status of pending cases); Inquiry Concerning Johnson, 692 So.2d 168 (Florida 1997)( judge repeatedly backdated DUI convictions); In the Matter of Waddick, 232 Wis.2d 733, 605 N.W.2d 861 (2000) (judge falsely certified that he was up-to-date with his docket); Inquiry Concerning Johnson, 692 So. 2d 168 (Florida 1997) (judge backdated DUI convictions); Brendan Smith, Some Judges Run Afoul of the Law, Albuquerque Journal, February 10, 2002, available at 2002 WL 12685479 (judge altered city manager's name, birth date and social security number on court records to cover up a drunk driving arrest); In the Matter of Joseph G. Edwards, 694 N.E.2d 701 (Ind. 1998) (judge created false divorce decree); In the Matter of the Honorable Raymond L. Kern, 774 N.E.2d 878 (Ind. 2002) (judge altered court records).*

**B. Judges Commonly Take & Demand Bribes, and Form Multi-Judge Bribery Rings** as documented by numerous investigators and investigations: (*United States v. Maloney*, 71 F.3d 645 (7 Cir. 1995), cert. denied, 519 U.S. 927 (1996) (judge took bribe to acquit mob hit man in murder case); John Caniglia, *Probe Drags Mahoning Courts to a New Low*, Cleveland Plain Dealer, October 18, 2000, available at 2000 WL 5171084 (judge took a \$500 bribe to fix a criminal case); *In re Honorable Phil Shoffner*, Arkansas Judicial Discipline & Disability Commission, November 19, 2002, available at [http://www.state.ar.us/jddc/pdf/112102\\_shoffner.pdf](http://www.state.ar.us/jddc/pdf/112102_shoffner.pdf); *United States v. Maloney*, 71 F.3d 645 (7 Cir. 1995), cert. denied, 519 U.S. 927 (1996) (judge took bribe to acquit mob hit man in murder case); John Caniglia, *Probe Drags Mahoning Courts to a New Low*, Cleveland Plain Dealer, October 18, 2000, available at 2000 WL 5171084 (judge took a \$500 bribe to fix a criminal case); *In re Honorable Phil Shoffner*, Arkansas Judicial Discipline & Disability Commission, November 19, 2002, available at [http://www.state.ar.us/jddc/pdf/112102\\_shoffner.pdf](http://www.state.ar.us/jddc/pdf/112102_shoffner.pdf);

[www.state.ar.us/jddc/pdf/112102\\_shoffner.pdf](http://www.state.ar.us/jddc/pdf/112102_shoffner.pdf); G. P. Miller, *Bad Judges*” NYU Center for Law and Business Working Paper CLB-03-002. 2004 Texas Law Review 83(2):431-487; M. Boot, *Out of Order: Arrogance, Corruption and Incompetence on the Bench* (1999), Basic Books; Cynthia Gray, *A Study of State Judicial Discipline Sanctions*, State Judicial Institute and American Judicature Society (2002).

**C. Judges Commonly Fix Cases, Make Corrupt Rulings** as documented by numerous investigators and investigations (*In the Matter of Skinner*, 690 N.W.2d 484 (N.Y. 1997) (judge summarily dismissed criminal case against a friend). *Inquiry Concerning Judge Michael E. Platt*, CA Commission on Judicial Performance, No. 162, August 5, 2002, available at <http://www.cjp.ca.gov/CN%20Removals/Platt%208-5-02.rtf> (judge fixed a ticket of a man to whom judge owed money); judge heard his own son’s criminal case); *In the Matter of Skinner*, 690 N.W.2d 484 (N.Y. 1997) (judge summarily dismissed criminal case against a friend). *A Judge Judged: Jaffe’s Plea Shouldn’t Be The End of the Story*, Pittsburgh Post-Gazette, February 13, 2003, available at 2003 WL 3888717 (judge solicited bribes from attorneys); Cynthia Gray, *A Study of State Judicial Discipline Sanctions*, State Judicial Institute and American Judicature Society (2002); G. P. Miller, *Bad Judges*” NYU Center for Law & Business Working Paper CLB-03-002. 2004 Texas Law Review 83(2):431-487; M. Boot, *Out of Order: Arrogance, Corruption Incompetence on the Bench* (1999), Basic Books; *Corruption in Our Courts: What It Looks like and Where It is Corruption in Our Courts: What It Looks like Where It is Hidden*, Yale Law Journal, 2009).

**D. Judges Destroy Evidence, Conspire To Fake Evidence, Tamper With And Fabricate Evidence And Court Records:** as documented by numerous investigators and investigations (*Inquiry Concerning Johnson*, 692 So. 2d 168 (Florida 1997) (judge backdated DUI convictions); Brendan Smith, *Some Judges Run Afoul of the Law*, Albuquerque Journal, February 10, 2002, available at 2002 WL 12685479 (judge altered city manager’s name, birth date and social security number on court records to cover up a drunk driving arrest); *In the Matter of Joseph G. Edwards*, 694 N.E.2d 701 (Ind. 1998) (judge created false divorce decree); *In the Matter of the Honorable Raymond L. Kern*, 774 N.E.2d 878 (Ind. 2002). *In re Lambros J. Kutrubis*, No. 99 CC-3C, Illinois Judicial Inquiry Board, available at <http://www.state.il.us/jib/summary.htm> (judge forged signature of former friend on numerous tax returns for judge, his wife and entities in which they had an interest); *Inquiry Concerning Johnson*, 692 So. 2d 168 (Florida 1997) (judge backdated DUI convictions); Brendan Smith, *Some Judges Run Afoul of the Law*, Albuquerque Journal, February 10, 2002, available at 2002 WL 12685479 (judge altered city manager’s name, birth date and social security number on court records to cover up a drunk driving arrest); *In the*

*Matter of Joseph G. Edwards, 694 N.E.2d 701 (Ind. 1998) (judge created false divorce; M. Boot, Out of Order: Arrogance, Corruption and Incompetence on the Bench (1999), Basic Books); Cynthia Gray, A Study of State Judicial Discipline Sanctions, State Judicial Institute and American Judicature Society (2002); G. P. Miller, Bad Judges” NYU Center for Law and Business Working Paper CLB-03-002. 2004 Texas Law Review 83(2):431-487.*

**E. Judges Commit Fraud, Theft, Extortion:** *Inquiry Concerning Judge James I. Aaron, California Commission on Judicial Performance, July 8, 2002, available at <http://cjp.ca.gov/CNCensureRTF/Aaron%207-8-02.rtf> (judge promoted Ponzi scheme and evaded financial obligations; Inquiry Concerning Campbell, 426 S.E.2d 552 (Georgia 1993) (judge removed more than \$15,000 in public moneys from the magistrate’s court); In re Lambros J. Kutrubis, No. 99 CC-3C, Illinois Judicial Inquiry Board, available at <http://www.state.il.us/jib/summary.htm> (judge forged signature on numerous tax returns for judge, his wife and entities); G. P. Miller, Bad Judges” NYU Center for Law and Business Working Paper CLB-03-002. 2004 Texas Law Review 83(2):431-487; M. Boot, Out of Order: Arrogance, Corruption and Incompetence on the Bench (1999), Basic Books); Cynthia Gray, A Study of State Judicial Discipline Sanctions, State Judicial Institute and American Judicature Society (2002).*

**F. Judges Harm Those Targeted By Powerful Political Or Special Interests:** *David Ashenfelter, Removal Suggested for Judge, Detroit Free Press, February 11, 2003, available at 2003 WL 2542382 (judge accused of filing lawsuits against nine witnesses who were scheduled to testify against him in judicial disciplinary proceedings); In the Matter of Drury, 602 N.E.2d 1000 (Indiana 1992)(judge attempted to intimidate ex-girlfriend and her mother who were cooperating with investigation of judicial misconduct); Inquiry Concerning Former Judge Arthur S. Block, December 9, 2002, available at <http://cjp.ca.gov/CNCensureRTF/Block%20Decision%2012-09-02.rtf> (judge attempted to intimidate several witnesses during investigation into judge’s alleged sexual misconduct) In re Samuel G. Harrod, III, No. 80 CC-2, Illinois Judicial Inquiry Board, available at <http://www.state.il.us/jib/summary.htm> (judge sent an anonymous letter to the estranged wife of the prosecuting attorney suggesting lines of investigation she might use in her divorce case and caused bogus magazine subscriptions to be mailed to members of the judicial inquiry panel).*

## REFERENCES

- Baker M ( 2016). "1,500 scientists lift the lid on reproducibility". Nature (News Feature). 533 (7604). Springer Nature: 452–454. Bibcode:2016Natur.533..452B. doi:10.1038/533452a. PMID 27225100. S2CID 4460617. (Erratum: [1]).
- Barth, C.A (1974), The Atmosphere of Mars, Annual Review of Earth and Planetary Sciences, Vol. 2:333-367 (Volume publication date May 1974).
- Bell, J. F., et al., (2004). Pancam Multispectral Imaging Results from the Opportunity Rover at Meridiani Planum. Science 306, 1703-1709.
- Belluz, J (2015). John Ioannidis has dedicated his life to quantifying how science is broken". Vox. Retrieved 2020-03-28.
- Belton, M. J. S. & Hunten, D. M. (1968) A Search for O<sup>2</sup> on Mars and Venus: a Possible Detection of Oxygen in the Atmosphere of Mars, Astrophysical Journal, vol. 153, p.963.
- Buick, R., (2008). When did oxygenic photosynthesis evolve? Phil. Trans. Roy. Soc. B, 363 (2008), p. 27312743
- Burt, D.M., Knauth, L.P., Woletz, K. H. (2005). Origin Of Layered Rocks, Salts, And Spherules At The Opportunity Landing Site On Mars: No Flowing Or Standing Water Evident Or Required. Lunar and Planetary Science XXXVI (2005).
- Canfield, D. E. (2014). Oxygen: A Four Billion Year History, Princeton University Press.
- Carleton, N.P, Traub, W.A (1972) Detection of Molecular Oxygen on Mars, Science 15 Sep 1972: Vol. 177, Issue 4053, pp. 988-992 DOI: 10.1126/science.177.4053.988.
- Chanderl, J. (2007). Secret Space: What Is Nasa Hiding? Jeff Challender, 2007
- Christensen, P. R. et al., (2004) Mineralogy at Meridiani Planum from the Mini-TES Experiment on the Opportunity Rover Science 306, 1733-1739 (2004).
- DiGregorio, B. (2004)
- DiGregorio, B. E. (2004). Accretionary lapilli, tektites, or concretions: the ubiquitous spherules of Meridiani Planum", Proc. SPIE 5555, Instruments, Methods, and Missions for Astrobiology VIII, (1 November); <https://doi.org/10.1117/12.563673>.
- Franz, H.B., Mahaffy, P.R., Webster, C.R. et al. (2020). Indigenous and exogenous organics and surface–atmosphere cycling inferred from carbon and oxygen isotopes at Gale crater. Nat Astron.
- Fitch, F., H. P. Schwarcz and E. Anders (1962), ‘Organized elements’ in carbonaceous chondrites. Nature, 193, pp. 1123-1125.
- Glotch, T. D., Bandfield, J. L. (2006). Determination and interpretation of surface and atmospheric Miniature Thermal Emission Spectrometer spectral end-members at the Meridiani Planum landing site, Journal of Geophysical Research, VOL. 111, E12S06, doi:10.1029/2005JE002671.
- Greene, V. (2000, 2013). Jewish Science. The Rebbe and the Scientist: Looking for Life on Mars, [http://jemedial.org/email/newsletter/My\\_Encounter/11-9-13.pdf](http://jemedial.org/email/newsletter/My_Encounter/11-9-13.pdf), [https://www.chabad.org/therebbe/article\\_cdo/aid/2436891/jewish/The-Rebbe-and-the-Scientist-Looking-for-Life-on-Mars.htm](https://www.chabad.org/therebbe/article_cdo/aid/2436891/jewish/The-Rebbe-and-the-Scientist-Looking-for-Life-on-Mars.htm)
- Grotzinger, J. P., Arvidson, R. E., Bell Iii, J. F., Calvin, W., Clark, B. C., Fike, D. A., ... & Watters, W. A. (2005). Stratigraphy and sedimentology of a dry to wet eolian depositional system, Burns formation, Meridiani Planum, Mars. Earth and Planetary Science Letters, 240(1), 11-72.
- Herkenhoff, K. E. et al (2004). Evidence from Opportunity’s Microscopic Imager for Water on `Meridiani Planum, Science 306 2004 1727-1730
- Hersh, S. (1974) Huge C.I.A. Operation Reported in U.S. Against Antiwar Forces, Other Dissidents,” New York Times, 22 December 1974, 1.
- Hersh, S. (1974) Proxmire to Seek Inquiry on C.I.A. Over Role in U.S.,” New York Times, 23 December

1974, 1.

- Hoover, R (2011). Fossils of Cyanobacteria in CII Carbonaceous Meteorites, Journal of Cosmology, 2011, Vol 13.
- Ioannidis, John P. A. (2005). "Why Most Published Research Findings Are False". PLOS Medicine. 2 (8): e124. doi:10.1371/journal.pmed.0020124. ISSN 1549-1277. PMC 1182327. PMID 16060722.
- Jastrow, R. (1978), God and the Astronomers, W.W. Norton and Co., 1978.
- Joseph, R. (2017). The Religious Wars Against Extraterrestrial Life. Cosmology, April 25, 2017. <http://cosmology.com/ReligionExtraterrestrialLife.html>
- Joseph, R. et al (2024). Extraterrestrial Life in the Thermosphere: Plasmas, UAP, Pre-Life, Fourth State of Matter, Journal of Modern Physics > Vol.15 No.3, February 2024 <https://www.scirp.org/journal/paperinformation?paperid=131506>
- Joseph, R. et al (2024). Unidentified Anomalous Phenomena, Extraterrestrial Life, Plasmoids, Shape Shifters, Replicons, Thunderstorms, Lightning, Hallucinations, Aircraft Disasters, Ocean Sightings; Journal of Modern Physics > Vol.15 No.11, October 2024 <https://www.researchgate.net/publication/383034675>
- Joseph, R. et al (2024). Video: UAP/UFO Plasmoids in the Thermosphere: A Fourth Domain of Life. A 17 minute compilation of official NASA space shuttle films. <https://www.researchgate.net/publication/383116954>
- Joseph, R. et al. (2023) Arthropods on Mars: Evidence of Life, Annals of Experimental Biology, 2023, <https://www.researchgate.net/publication/368450160>
- Joseph, R. et al. (2023) A Mass Extinction on Mars? Evolution, Oceans, Obliquity, Colliding Worlds and the Magnetic Field Magnetosphere, Journal of Chemical, Biological and Physical Sciences. Vol. 13 [2], <https://www.researchgate.net/publication/368569906>
- Joseph, R. et al (2023). Growth of Cyanobacteria In Gale Crater, Mars, Based on Sequential Images, Annals of Experimental Biology, 2023 <https://www.researchgate.net/publication/368335877>
- Joseph, R., et al. (2023) Mars: Cocoons, Fungi, Nematodes, Rhizoids, Eggs, Annelids, Arthropoda in Gale Crater, Mars? Applied Cell Biology, 11, <https://www.researchgate.net/publication/367049073>
- Joseph, R. et al (2023) Fossils on Mars: A "Cambrian Explosion" and "Burgess Shale" in the Lake Beds of Gale Crater? Journal of Astrophysics and Aerospace Technology, <https://www.researchgate.net/publication/365926923>
- Joseph, R. (2023) The Eyes of Mars: Evidence of Complex ("Animalia") Life on Mars? The Journal of Cosmology, 2022, 32, 144-158 <https://www.researchgate.net/publication/365020160>
- Joseph, R., Armstrong, R. (2022) Mollusks on Mars? Rock-Boring Marine Life in Jezero Crater: A Comparative Quantitative Morphological Analysis The Journal of Cosmology, 32, 44-85 / <https://www.researchgate.net/publication/361426747>
- Joseph, R. et al. (2022) Mars: Evolution of Life in the Oceans? Episodes of Global Warming, Flooding, Rivers, Lakes, and Chaotic Orbital Obliquity, Journal of Astrobiology, Vol 13, 14-126, <https://www.researchgate.net/publication/360427526>
- Joseph, R. et al. (2022). Spiders on Mars: Gale Crater, Cyanobacteria, Stromatolites, Fungus, Mineral-Soil Concretions, Journal of Cosmology, Vol 31, 44-74, <https://www.researchgate.net/publication/359039802>
- Joseph, R., et al. (2022). Mars: Evidence of Fungus, Spores, and Reproductive Behavior <https://www.researchgate.net/publication/357527928>, Journal of Astrobiology, Vol 11, 52-85,
- Joseph, R. et al. (2021) Tube Worms, Hydrothermal Vents, Life On Mars? A Comparative Morphological Analysis, Journal of Astrobiology, Vol 9, 1-37 / <https://www.researchgate.net/publication/>

353757551

- Joseph, R. et al. (2021) Fungi on Mars? Evidence of Growth and Behavior From Sequential Images; Accepted for Publication: *Advances in Microbiology* / <https://www.researchgate.net/publication/351252619>
- Joseph, R. et al. (2021). Proof of Life on Mars in 500 Pictures: Tube Worms, Metazoans, Algae, Microbial Mats, Stromatolites, Lichens, Fungus, Fossils, Growth, Movement, Spores and Reproductive Behavior <https://www.researchgate.net/publication/354035662>
- Joseph, R. et al (2021) Mars, Comets, and the Cambrian Explosion: The Interplanetary Transfer of Life, *The Journal of Cosmology*, 30, 2021, 158-206 / <https://www.researchgate.net/publication/353418304>
- Joseph, R. et al. (2021) Fungi on Mars and Extraterrestrial Civilizations. Genetics, Evolution, Alien Megastructures and Ancient Stars, *The Journal of Cosmology*, 30, 2021, 103-156 <https://www.researchgate.net/publication/353372431>
- Joseph, R. (2021). Lichens on Mars vs the Hematite Hoax. Why Life Flourishes on the Radiation- Iron-Rich Red Planet. *The Journal of Cosmology*, 30, 2021, 1-102 / <https://www.researchgate.net/publication/352330548>
- Joseph, R., et al. (2021). Life in the Extreme Environments of Mars: Tube Worms, Subsurface Aquifers, Hydrothermal Vents, Endurance Crater, *The Journal of Cosmology*, 31, 157-200, 2021 <https://www.researchgate.net/publication/356160810>
- Joseph, R. et al. (2020) Life on Mars: Colonies of Photosynthesizing Mushrooms in Eagle Crater? The Hematite Hypothesis Refuted, *Journal of Astrobiology and Space Science Research*, 2020, Vol 5, 88-126, <https://www.researchgate.net/publication/340610633>
- Joseph, R. et al. (2020). Metazoans on Mars? Statistical Quantitative Morphological Analysis of Fossil-Like Features *Journal of Cosmology*, 29, 440-570
- Joseph, R. et al. (2020). Seeding the Solar System with Life: Mars, Venus, Earth, Moon, Protoplanets *Journal of Cosmology*, 29, 170-250
- Joseph, R. et al. (2020). Life on Mars: Colonies of Photosynthesizing Mushrooms in Eagle Crater? *Journal of Astrobiology*, 5, 37-90
- Joseph, R. et al. (2020). Mars: Algae, Lichens, Fossils, Minerals, Microbial Mats, and Stromatolites in Gale Crater, *Journal of Astrobiology and Space Science Reviews*, 3 (1); 40 <https://www.researchgate.net/publication/339777176>
- Joseph, R. et al. (2020). Oceans, Lakes, and Stromatolites on Mars *Advances in Astronomy*, 41, 306-370. <https://www.researchgate.net/publication/344729286>
- Joseph, R. et al. (2020) Seeding the Solar System with Life: Mars, Venus, Earth, Moon, Protoplanets, *Open Astronomy* <https://www.researchgate.net/publication/344758933>
- Joseph, R. et al (2020) Mars: Life, Subglacial Oceans, Abiogenic Photosynthesis, Atmospheric Oxygen, *Open Astronomy*, <https://www.researchgate.net/publication/344729300>
- Joseph, R. et al (2020) Metazoans on Mars? Statistical Quantitative Morphological Analysis of Fossil-Like Features, *Journal of Cosmology*, December 2020, Vol 29, (1) <https://www.researchgate.net/publication/345970357>
- Joseph, R. et al. (2020) Life on Mars: Colonies of Photosynthesizing Mushrooms in Eagle Crater? The Hematite Hypothesis Refuted, *Journal of Astrobiology and Space Science Research*, 2020, Vol 5, 88-126, <https://www.researchgate.net/publication/340610633>
- Joseph, R. et al. (2019). Evidence of Life on Mars: Viking LR, Meteor ALH8401, Stromatolites, Methane, Lichens, Fungi *Journal of Astrobiology and Space Science Reviews*, 1, 40-82, 2019. / <https://www.researchgate.net/publication/331811325>



- Joseph, R. (2018). Sterilization Failure, Fungal Contamination of NASA's Mars Rovers *Cosmology*, January, 2018 <https://www.researchgate.net/publication/322702262>
- Joseph, R. (2017). Origins of Life on Mars: NASA Never Sterilized the Mars Rovers *Cosmology*, March, 2017 <http://cosmology.com/OriginsOfLifeOnMars.html>
- Joseph, R. (2016). Contamination and Damage to the Mars Rovers by Martian Fungi and Bacteria *Cosmology*, December, 2016 <https://www.researchgate.net/publication/319722029>
- Joseph, R. (2016). A High Probability of Life on Mars: Consensus of 70 Experts *Cosmology*, May 2016 <https://www.researchgate.net/publication/326380451>
- Joseph, R. (2014). Evidence for Life on Mars: Moisture, Algae, Fungi, Martian Mushrooms, Lichens. 2005-2014 *Cosmology*, 17, 1-31, <http://cosmology.com/LifeOnMars.html>
- Joseph, R. (2009). Evidence for Life on Mars. Youtube.
- Joseph, R. (2006). Martian Mushrooms. <http://www.brainmind.com/MartianMushrooms.html>
- Kallio E., H. Koskinen S. Barabash C. M. C. Nairn K. (1995). Schwingenschuh Oxygen outflow in the Martian magnetotail, *Geophysical Research Letters*, 22, Issue18 2449-2452, <https://doi.org/10.1029/95GL02474T>
- Klingelhöfer, G. (2004). Jarosite and Hematite at Meridiani Planum from Opportunity's Mössbauer Spectrometer, *Science* 306, 1740-1745.
- Knauth, L., Burt, D. & Wohletz, K. (2005). Impact origin of sediments at the Opportunity landing site on Mars. *Nature* 438, 1123–1128.
- Krasnopolsky, V. A. (2010). Solar activity variations of thermospheric temperatures on Mars and a problem of CO in the lower atmosphere. *Icarus*, 207(2), 638–647. <https://doi.org/10.1016/j.icarus.2009.12.036>
- Kuiper, P. (1947), *The atmospheres of Earth and Planets*. Chicago: University of Chicago Press, 1947
- Lane, N. (2002) *Oxygen: The Molecule That Made the World*, Oxford University Press.
- Lefèvre, F., & Krasnopolsky, V. A. (2017). Atmospheric photochemistry. In R. Haberle, R. T. Clancy, F. Forget, M. Smith, & R. W. Zurek (Eds.), *The Atmosphere and Climate of Mars* (pp. 405–432). Cambridge: Cambridge University Press.
- Lehrer J (2010). The Truth Wears Off. *The New Yorker*. Retrieved 2020-01-30.
- Levin, G., Straat, P. A. (1976). Viking Labeled Release Biology Experiment: Interim Results, *Science*, 194, 1322-1329.
- Levin, G.V., Straat, P. A. (1977). Life on Mars? The Viking labeled release experiment, *Biosystems* 9 :2-3, pp. 165-174.
- Levin, G.V., Straat, P.A., and Benton, W.D. (1978). Color and Feature Changes at Mars Viking Lander Site. *J. Theor. Biol.*, 75: 381-390
- Marcus G (2013). The Crisis in Social Psychology That Isn't. *The New Yorker*. Retrieved 2020-01-30.
- McElroy, M. B. (2012). Ten Ying Kong Yuk Ling Yung Photochemistry and evolution of Mars' atmosphere: A Viking perspective, *JGR*, 2012.
- Nagy, B., Claus, G., Hennessy, D, J., (1962), Organic Particles embedded in Minerals in the Orgueil and Ivuna Carbonaceous Chondrites. *Nature* 193, 1129 - 1133.
- Nagy, B., Fredriksson, K., Kudynowski, J., Carlson, L. (1963), Ultra-violet Spectra of Organized Elements. *Nature* 200, 565 - 566.
- Nagy, B., Fredriksson, K., Urey, C., Claus, G., Anderson, C. A., Percy, J. (1963). Electron Probe Microanalysis of Organized Elements in the Orgueil Meteorite, *Nature* 198, 121 - 125.
- Oyama, V. I., & Berdahl, B. J. (1977). The Viking Gas Exchange experiment results from Chryse and Utopia surface samples. *Journal of Geophysical Research*, 82(28), 4669–4676. <https://doi.org/10.1029/JS082i028p04669>

- Pashler H, Harris, C.R 2012). "Is the Replicability Crisis Overblown? Three Arguments Examined". *Perspectives on Psychological Science*. 7 (6): 531–536.
- Rieder, R., et al., (2004). Chemistry of Rocks and Soils at Meridiani Planum from the Alpha Particle X-ray Spectrometer *Science* 306, 1746-1749.
- Sanchez-Baracaldo, P., Cardona, T. (2019) On the origin of oxygenic photosynthesis and Cyanobacteria Article in *New Phytologist* · October 2019.
- Schild, R., & Joseph, R. (2023). Life on Mars Discovered by NASA's Viking Landers: Lichens, Algae, Moss, Microbial Mats, Vesicular Trace Fossils in Utopia Planitia and Chryse Planitia, *Journal of Cosmology*, 2022, 32, 44-115 / [https://www.researchgate.net/publication/362373130\\_](https://www.researchgate.net/publication/362373130_)
- Silverstein, A. (2008). The West Temple (Cleveland, Ohio) Records. 1910-2008, <http://collections.americanjewisharchives.org/ms/ms0784/ms0784.html>, and <http://www.thewesttemple.com/about-us/our-history>
- Soderblome. L.A. al. (2004). Soils of Eagle Crater and Meridian Planum at the Opportunity Rover Landing Site" (PDF). *Science*. 306 (5702): 1723–1726. Bibcode:2004Sci...306.1723S. doi:10.1126/science.1105127. PMID 15576606.
- Strickland D. J. A. I. Stewart C. A. Barth C. W. Hord A. L. Lane (1973) Mariner 9 Ultraviolet Spectrometer Experiment: Mars atomic oxygen 1304-°©--A emission, *JGR, Journal of Geophysical Research*, 78, Issue22 Space Physics 1 August 1973 Pages 4547-4559
- Strughold, H. (1952). Ecological Aspects of Planetary Atmospheres, With Special Reference to Mars. *The Journal of Aviation Medicine*, 23(2), 130-140.
- Squyres, S. W., et al. (2004). In Situ Evidence for an Ancient Aqueous Environment at Meridiani Planum, Mars" (PDF). *Science*. 306 (5702): 1709–1714.
- ten Veldhuis, M., Ananyev, G., Dismukes, G.C. (2020). Symbiosis extended: exchange of photosynthetic O<sup>2</sup> and fungal-respired CO<sub>2</sub> mutually power metabolism of lichen symbionts. *Photosynth Res* 143, 287–299 (2020). <https://doi.org/10.1007/s11120-019-00702-0>
- Trainer, M.G., et al. (2019) Seasonal Variations in Atmospheric Composition as Measured in Gale Crater, Mars, *JGR Planets*, 124, 3000-3024, <https://doi.org/10.1029/2019JE006175>
- Wasserstein, R. L.; Lazar, N. A. (2016). "The ASA Statement on p-Values: Context, Process, and Purpose". *The American Statistician*. 70 (2): 129–133. doi:10.1080/00031305.2016.1154108. ISSN 0003-1305.

**NOTE:** The views and statements expressed in this “Commentary and Opinion” are the author’s opinion and are protected by the 1st Amendment of the U.S. Constitution, Bill of Rights (i.e. freedom of speech, freedom of the press), and accurately reflect the views and the opinions of the author, Dr. Rhawn Gabriel Joseph, based on the author’s knowledge, belief and personal and professional experience.